

Part 2

Notebook

موقع حصتي

www.hisatii.com



WE CAN!

2

ملخص مراجعة اللغة الانجليزية

للمصف الثاني الابتدائي
الجزء الثاني من المقرر



Name:






Class: 2nd Elementary /

Ms. Tahani ☺

Revision Sheet _ Unit (1): Wild Animals

I. General Questions:

A- Match the questions with the correct answers:

1. Where's the lion?  	It's a snake.
2. What animal is this? 	An elephant.
3. Which animal has a long trunk?	It's here.
4. Where's the zebra?  	It's over there.

II. Controlled Writing:

A- Rearrange the words to form sentences:

1- big - Crocodiles - teeth - have



B- Write the months of the year in the correct order:

big - long - smart - fat


1- Hippos are



2- Snakes are



3- Elephants are








4- Chimpanzees are



III. Reading Short Sentence:

A- Read the sentences then match them with the correct pictures:

				
a. It's a giraffe. b. It's a rhino.	a. It's a zebra. b. It's a koala.	a. I will catch it by the toes. b. I will catch it by the nose.	a. It has stripes. b. It has trunk.	a. It's scary. b. It's cute.

IV. Grammar:

A- Choose the correct answer:

1- It is (a - an) iguana.



2- I will catch (a - an) tiger.



3- It is (a - an) ostrich.



V. Vocabulary:

A- Write the words under the correct pictures:

giraffe - kangaroo - hyena - trunk - tail - polar bear

VI. Orthography:

A- Fill in the missing letters:

ea / oo / u / u-e



b__k



h__d



m__t



d__ck



c__b__



b__s

B- Choose the correct missing letters:

	f__ther		p__ch
ea / e/	ea / i/	ea / e/	ea / i/
	c__p		h__g__
u	u_e	u	u_e

C- Choose the correct answer for each picture:

moon	boot
food	cook

arms	trunks	faces
/s/ /z/ /iz/	/s/ /z/ /iz/	/s/ /z/ /iz/

Name:






Ms. Tahani ☺

Class: 2nd Elementary /

Revision Sheet _ Unit (1): Wild Animals

I. General Questions:

A- Match the questions with the correct answers:

1. Where's the lion?  	It's a snake.
2. What animal is this? 	An elephant.
3. Which animal has a long trunk?	It's here.
4. Where's the zebra?  	It's over there.

II. Controlled Writing:

A-Rearrange the words to form sentences:

1- big - Crocodiles - teeth - have

Crocodiles have big teeth.



B- Write the months of the year in the correct order:

big - long - smart - fat


1- Hippos are

fat




2- Snakes are

long



3- Elephants are

big








4- Chimpanzees are

smart



III. Reading Short Sentence:

A- Read the sentences then match them with the correct pictures:

				
a. It's a giraffe. b. It's a rhino.	a. It's a zebra. b. It's a koala.	a. I will catch it by the toes. b. I will catch it by the nose.	a. It has stripes. b. It has trunk.	a. It's scary. b. It's cute.

IV. Grammar:

A- Choose the correct answer:

1- It is (a - **an**) iguana.



2- I will catch (**a** - an) tiger.



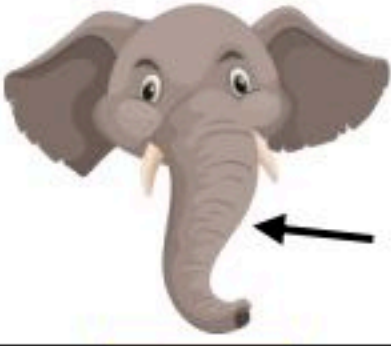





3- It is (a - **an**) ostrich.



V. Vocabulary:

A- Write the words under the correct pictures:

giraffe - kangaroo - hyena - trunk - tail - polar bear

					
trunk	polar bear	kangaroo	giraffe	tail	hyena

VI. Orthography:

A- Fill in the missing letters:

ea / oo / u / u-e



book



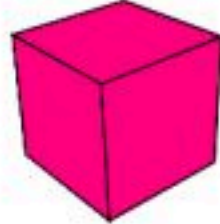
head



meat



duck







cube








bus

B- Choose the correct missing letters:

	f_ _ther		p_ _ch
ea /e/	ea /i/	ea /e/	ea /i/
	c_ _p		h_ _g_
u	u_e	u	u_e

C- Choose the correct answer for each picture:

	
moon	boot
food	cook

		
arms	trunks	faces
/s/ /z/ /iz/	/s/ /z/ /iz/	/s/ /z/ /iz/

Name:

Ms. Tahani ☺

Class: 2nd Elementary /

Revision Sheet _ Unit (2): From Here to There

I. General Questions:

A- Match the questions with the correct answers:

1. Where's the train station?	I go by school bus.
2. How do you go to school?	I wait.
3. What do you do when you see a red light?	Walk straight and turn left.
4. What do you do when you see a yellow light?	I stop.

II. Controlled Writing:

A- Rearrange the words to form sentences:

1- straight - steps - Walk - three



B- Complete the sentences with the correct word from the box:

taxi - rocket - train - bicycle

1- Take a

 to the school. 

2- Take a

 to the moon. 

3- Take a






 to the hospital. 

4- Take a

 to the airport. 

III. Reading Short Sentence:

A- Read the sentences then match them with the correct pictures:

				
a. Turn left. b. Turn right.	a. Close your eyes. b. Walk straight.	a. It's a motorbike. b. It's a police car.	a. It's a space station. b. It's a hospital.	a. It's a school. b. It's an airport.

IV. Grammar:

A- Choose the correct answer:

1- It is (a - an) motorbike.



2- It is (a - an) ambulance.









3- It is (a - an) car.



V. Vocabulary:

A- Write the words under the correct pictures:

step - truck - moon - hospital - traffic signal - turn right

VI. Orthography:

A- Fill in the missing letters:

st - ch - sh - sl - bl - fl



___ack



___op



___eep



___ip







___ag








___eese

B- Choose the correct missing letters:

	___ock		___ant
cl	gl	fl	pl
	___ue		___y
cl	gl	fl	pl

C- Choose the correct answer for each picture:

				
blue	class	plate	chip	sleep
black	glass	plant	ship	slip

Name:

Ms. Tahani ☺

Class: 2nd Elementary /

Revision Sheet _ Unit (2): From Here to There

I. General Questions:

A- Match the questions with the correct answers:

1. Where's the train station?	I go by school bus.
2. How do you go to school?	I wait.
3. What do you do when you see a red light?	Walk straight and turn left.
4. What do you do when you see a yellow light?	I stop.

II. Controlled Writing:





A- Rearrange the words to form sentences:

- 1- straight - steps - Walk - three
Walk straight three steps.








B- Complete the sentences with the correct word from the box:

taxi - rocket - train - bicycle

- 1- Take a **bicycle** to the school. 
- 2- Take a **rocket** to the moon. 
- 3- Take a **taxi** to the hospital. 
- 4- Take a **train** to the airport. 

III. Reading Short Sentence:

A- Read the sentences then match them with the correct pictures:

				
a. Turn left. b. Turn right.	a. Close your eyes. b. Walk straight.	a. It's a motorbike. b. It's a police car.	a. It's a space station. b. It's a hospital.	a. It's a school. b. It's an airport.

IV. Grammar:

A- Choose the correct answer:

1- It is (a - an) motorbike.



2- It is (a - an) ambulance.









3- It is (a - an) car.



V. Vocabulary:

A- Write the words under the correct pictures:

step - truck - moon - hospital - traffic signal - turn right

					
hospital	truck	traffic signal	turn right	moon	step

VI. Orthography:

A- Fill in the missing letters:

st - ch - sh - sl - bl - fl



black



stop



sleep



ship







flag








cheese

B- Choose the correct missing letters:

	__ock		__ant
cl	gl	fl	pl
	__ue		__y
cl	gl	fl	pl

C- Choose the correct answer for each picture:

				
blue	class	plate	chip	sleep
black	glass	plant	ship	slip

Name:

Ms. Tahani ☺

Class: 2nd Elementary /

Revision Sheet _ Unit (3): My House

I. General Questions:

A-Match the questions with the correct answers:

1. Where's <u>Ali</u> ?	b-o-x
2. How do you spell <u>box</u> ?	She's in the kitchen.
3. Would you like to come in?	He's in the bathroom.
4. Where's <u>Mom</u> ?	Yes, please.

II. Controlled Writing:

A-Rearrange the words to form sentences:


1- bedroom - is - my - This





B-Complete the sentences with the correct word from the box:


on - under - next to - behind

- 1- The cat is

 the box. 
- 2- The cat is

 the box. 
- 3- The cat is

 the box. 
- 4- The cat is

 the box. 

III. Reading Short Sentence:

A-Read the sentences then match them with the correct pictures:

			
a. The bird is <u>on</u> the box. b. The bird is <u>in</u> the box.	a. He's in the living room. b. He's in the bedroom.	a. This is the kitchen. b. This is the front door.	a. She's in the dining room. b. She's in the bathroom.

IV. Grammar:

A-Choose the correct answer:

1- A: Where is Mom?

B: (He - She) is in the kitchen.



2- A: Where is Ali?

B: (He - She) is in the yard.



V. Vocabulary:

A-Write the words under the correct pictures:

front door - fridge - cupboard - chair - table - bed



VI. Orthography:

A- Fill in the missing letters:

ou - u - o



m__se



s_n



f_x



h__se



h_t



n_t

B- Choose the correct missing letters:

	__esent		__ies
pr	fr	pr	fr
	__og		__ize
pr	fr	pr	fr

C- Choose the correct answer for each picture:

cut	fun	ox	dot	cloud
but	run	box	not	mountain

Name:

Class: 2nd Elementary /

Ms. Tahani ☺

Revision Sheet _ Unit (3): My House

I. General Questions:

A- Match the questions with the correct answers:

1. Where's <u>Ali</u> ?	2	b-o-x
2. How do you spell <u>box</u> ?	4	She's in the kitchen.
3. Would you like to come in?	1	He's in the bathroom.
4. Where's <u>Mom</u> ?	3	Yes, please.

II. Controlled Writing:





A- Rearrange the words to form sentences:

- 1- bedroom - is - my - This
This is my bedroom.



B- Complete the sentences with the correct word from the box:

on - under - next to - behind

- 1- The cat is behind the box. 
- 2- The cat is under the box. 
- 3- The cat is next to the box. 
- 4- The cat is on the box. 

III. Reading Short Sentence:

A- Read the sentences then match them with the correct pictures:

			
a. The bird is <u>on</u> the box. b. <u>The bird is in</u> the box.	a. <u>He's in the living room.</u> b. He's in the bedroom.	a. <u>This is the kitchen.</u> b. This is the front door.	a. <u>She's in the dining room.</u> b. She's in the bathroom.

IV. Grammar:

A- Choose the correct answer:

1- A: Where is Mom?

B: (He - She) is in the kitchen.



2- A: Where is Ali?

B: (He - She) is in the yard.



V. Vocabulary:

A- Write the words under the correct pictures:

front door - fridge - cupboard - chair - table - bed



cupboard



bed



chair



fridge



front door



table

VI. Orthography:

A- Fill in the missing letters:

ou - u - o



mouse



sun



fox



house



hot



nut

B- Choose the correct missing letters:



__ _esent

pr

fr



__ _ies

pr

fr



__ _og

pr

fr



__ _ize

pr

fr

C- Choose the correct answer for each picture:



cut

but



fun

run



ox

box



dot

not



cloud

mountain

Name:

Ms. Tahani ☺

Class: 2nd Elementary /

Revision Sheet _ Unit (4): My Things

I. General Questions:

A- Match the questions with the correct answers:

1. Can I have some candy?	It is a wallet.
2. What is <u>this</u> ?	They are wallets.
3. What are <u>these</u> ?	Here you go.
4. How many are there?	They are 30. That's a lot.

II. Controlled Writing:

A- Rearrange the words to form sentences:

1- a - phone - It's - cell



B- Complete the sentences with the correct word from the box:

scissors - pencil - glue - eraser

1- Can I use your

 ?



2- Can I use your

 ?



3- Can I use your

 ?







4- Can I use your

 ?



III. Reading Short Sentence:

A- Read the sentences then match them with the correct pictures:

			
a. It is a book. b. It is a pen.	a. They are watches. b. They are cell phones.	a. They are candy. b. They are wallets.	a. It is a comic book. b. It is a glue.

IV. Grammar:

A- Choose the correct answer:

1- A: What is (this - these)?

B: It is a pen.



2- A: What are (this - these)?







B: They are pens.



V. Vocabulary:

A- Write the words under the correct pictures:

candy - count - desk - cell phone - scissors - eraser

VI. Orthography:

A- Fill in the missing letters:

sp - sw



___ing



___ort







___ider








___an

B- Choose the correct missing letters:

	__ail		__all
sn	sm	sn	sm
	__ile		__ack
sn	sm	sn	sm

C- Choose the correct answer for each picture:

				
cat	hen	ox	rug	rug
mat	pen	fox	bug	bug

Name:

Ms. Tahani ☺

Class: 2nd Elementary /

Revision Sheet _ Unit (4): My Things

I. General Questions:

A- Match the questions with the correct answers:

1. Can I have some candy?	2	It is a wallet.
2. What is <u>this</u> ?	3	They are wallets.
3. What are <u>these</u> ?	1	Here you go.
4. How many are there?	4	They are 30. That's a lot.

II. Controlled Writing:

A- Rearrange the words to form sentences:

1- a - phone - It's - cell

It's a cell phone.



B- Complete the sentences with the correct word from the box:

scissors - pencil - glue - eraser

1- Can I use your

glue

?



2- Can I use your

scissors

?



3- Can I use your

eraser

?



4- Can I use your





pencil

?



III. Reading Short Sentence:

A- Read the sentences then match them with the correct pictures:

			
a. It is a book. b. It is a pen.	a. They are watches. b. They are cell phones.	a. They are candy. b. They are wallets.	a. It is a comic book. b. It is a glue.

IV. Grammar:



A-Choose the correct answer:

1- A: What is **(this - these)**?
B: It is a pen.









2- A: What are **(this - these)**?
B: They are pens.



V. Vocabulary:

A-Write the words under the correct pictures:

candy - count - desk - cell phone - scissors - eraser

					
cell phone	desk	count	eraser	scissors	candy

VI. Orthography:

A- Fill in the missing letters:

sp - sw



swing



sport







spider








swan

B- Choose the correct missing letters:

	__ail		__all
sn	sm	sn	sm
	__ile		__ack
sn	sm	sn	sm

C- Choose the correct answer for each picture:

				
cat	hen	ox	rug	rug
mat	pen	fox	bug	bug

Name:

Ms. Tahani ☺

Class: 2nd Elementary /

Revision Sheet _ Unit (5): My Day, Animals, Places

I. General Questions:

A- Match the questions with the correct answers:

1. What time do you get up?	I play with my friends.
2. What do you do on Saturday?	No, they can't.
3. Do you watch TV in the evening?	I get up at 6 o'clock.
4. Can Kangaroos fly?	Yes, I do.
5. Does he work at the airport?	He's a doctor.
6. What does he work?	No, he doesn't.

II. Controlled Writing:

A- Rearrange the words to form sentences:

1- has - hair - brown - He - short



B- Complete the sentences with the correct word from the box:

firefighter - cook - pilot - astronaut

- He is a



- He is an



- He is a








- She is a



III. Reading Short Sentence:

A- Read the sentences then match them with the correct pictures:

				
a. It is sunny. b. It is cloudy.	a. It can fly. b. It can jump.	a. I get up at six o'clock. b. I get up at two o'clock.	a. It can swim. b. It can run.	a. He's a farmer. b. He's a teacher.

IV. Grammar:

A- Choose the correct answer:

1-(Do - Does) <u>he</u> work in an office?	2-(Do - Does) <u>you</u> get up at 7 o'clock?
3- There (is - are) <u>a man</u> .	4- There (is - are) <u>three men</u> .
5- What <u>is</u> (that - those)?	6- What <u>are</u> (that - those)?

V. Vocabulary:

A- Write the words under the correct pictures:







architect - businessman - sunny - rainy - snowy - technician





VI. Orthography:

A- Fill in the missing letters:

ee - ea

		
sl__ _p	r__ _d	h__ _d
		
sh__ _p	m__ _t	br__ _d

B- Read and choose:







	The boy is the dogs.		The boy is the box.
between	opposite	between	opposite
	The apple is the book.		The cat is the box.
next to	between	near	opposite

C- Put the days of the week in the right order:

Thursday - Sunday - Friday - Tuesday - Saturday - Wednesday - Monday

1-	2-	3-	4-
5-	6-	7-	

D- Choose the correct word:

					
man - men	child - children	tooth - teeth	woman - women	man - men	tooth - teeth

Name:

Ms. Tahani ☺

Class: 2nd Elementary /

Revision Sheet _ Unit (5): My Day, Animals, Places

I. General Questions:

A- Match the questions with the correct answers:

1. What time do you get up?	2	I play with my friends.
2. What do you do on Saturday?	4	No, they can't.
3. Do you watch TV in the evening?	1	I get up at 6 o'clock.
4. Can Kangaroos fly?	3	Yes, I do.
5. Does he work at the airport?	6	He's a doctor.
6. What does he work?	5	No, he doesn't.

II. Controlled Writing:

A- Rearrange the words to form sentences:

1- has - hair - brown - He - short

He has short brown hair.



B- Complete the sentences with the correct word from the box:

firefighter - cook - pilot - astronaut

- He is a

firefighter



- He is an

astronaut



- He is a

pilot








- She is a

cook



III. Reading Short Sentence:

A- Read the sentences then match them with the correct pictures:

				
a. It is sunny. b. <u>It is cloudy.</u>	a. It can fly. b. <u>It can jump.</u>	a. <u>I get up at six o'clock.</u> b. I get up at two o'clock.	a. <u>It can swim.</u> b. It can run.	a. <u>He's a farmer.</u> b. He's a teacher.



IV. Grammar:

A-Choose the correct answer:

1-(Do - Does) <u>he</u> work in an office?	2-(Do - Does) <u>you</u> get up at 7 o'clock?
3- There (is - are) <u>a man</u> .	4- There (is - are) <u>three men</u> .
5- What <u>is</u> (that - those)?	6- What <u>are</u> (that - those)?

V. Vocabulary:

A-Write the words under the correct pictures:

architect - businessman - sunny - rainy - snowy - technician

snowy	businessman	sunny	technician	architect	rainy

VI. Orthography:

A- Fill in the missing letters:

ee - ea

sleep	read	head
sheep	meat	bread

B- Read and choose:

	The boy is the dogs.		The boy is the box.
between	opposite	between	opposite
	The apple is the book.		The cat is the box.
next to	between	near	opposite

C- Put the days of the week in the right order:

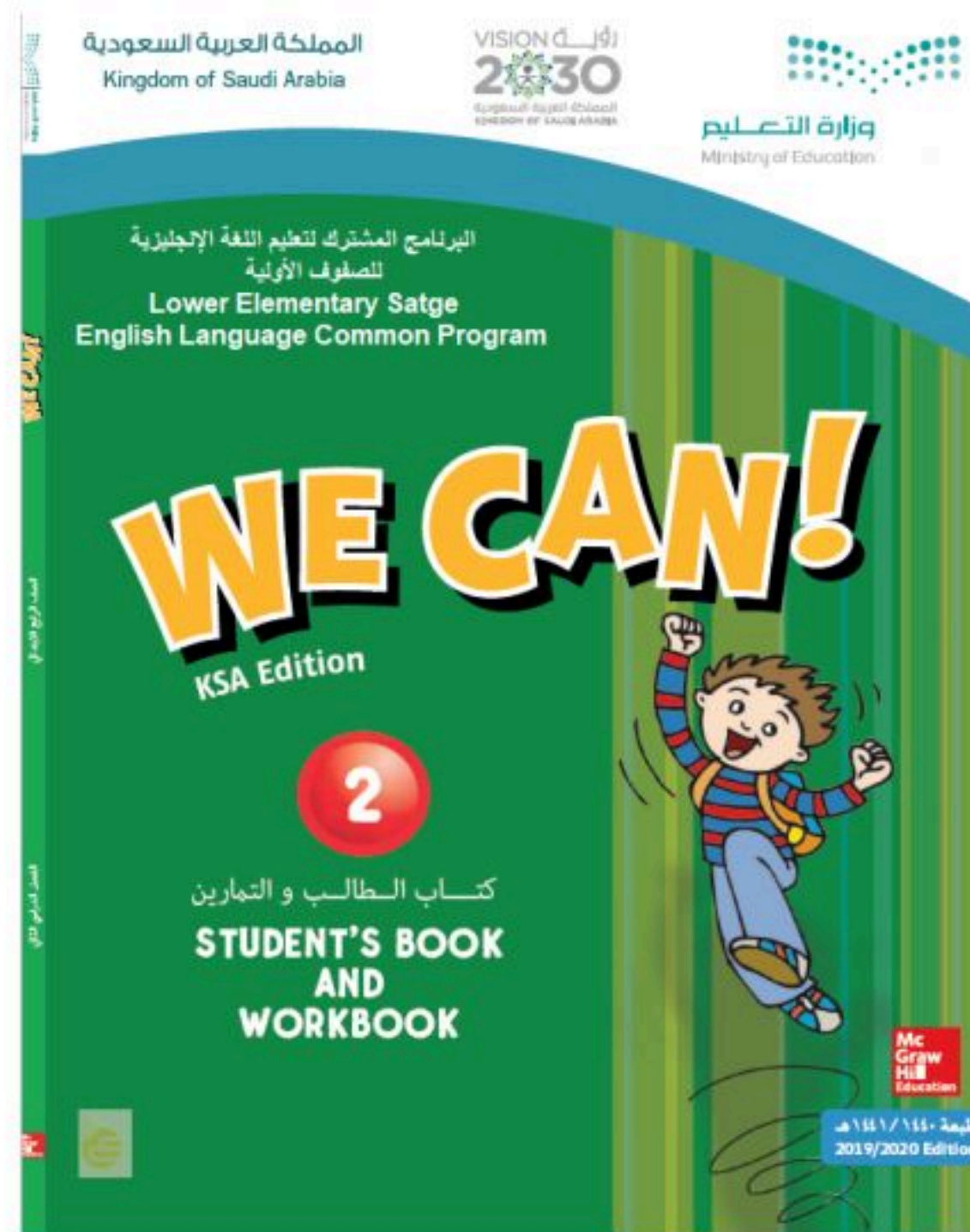
Thursday - Sunday - Friday - Tuesday - Saturday - Wednesday - Monday						
1- Sunday	2- Monday	3- Tuesday	4- Wednesday	5- Thursday	6- Friday	7- Saturday

D- Choose the correct word:

man - men	child - children	tooth - teeth	woman - women	man - men	tooth - teeth

Revision We Can 2

مراجعة وي كان ٢



إعداد وتنظيم الأستاذ : بدر الشهري

Signature

Unit 1 : Animals

أدوات الاستفهام :


When متى

How كيف

Where أين

What ما/ماذا

نستعمل (هنا here) عندما نصف شيء قريب ، (هناك over there) عندما نصف شيء بعيد







أين الفيل ؟



Where is the elephant ?

إنه هنا It's here

إنه هناك It's over there


					
Lion	Tiger	Koala	Hippo	Bear	Zebra

					
Giraffe	Kangaroo	Elephant	Monkey	Rhino	Ostrich



			
Octopus	Fox	Rose	Rope

التدرب على وصف الحيوانات بالصفات الصحيحة



1. Elephants ...
are big.
have trunks.



2. Zebras ...
are black and white.
have stripes.



3. Crocodiles ...
are scary.
have big teeth.



4. Chimpanzees ...
are smart.
have long arms.



5. Snakes ...
are long.
have no arms or legs.




6. Hippos ...
are fat.
have big mouths.

التدرب على نطق الأصوات والكلمات بالشكل الصحيح




Unit 2 : From Here to There



كيفية إعطاء التوجيهات :

go straight اذهب للأمام
turn right انعطف لليمين
turn left انعطف لليسار
steps خطوات



● STOP

أخضر - انطلق

أصفر - تمهل

أحمر - توقف







● WAIT

● GO

STOP

WAIT

GO

					
Ship	Chips	Slip	Sheep	Cheese	Sleep



عند التحدث عن الأسماء فإننا نضيف (أَل التعريف) قبلها
وفي اللغة الإنجليزية تعني : a – an

أَل : a (تستعمل قبل الأسماء التي تبدأ بالحروف الساكنة)
أَل : an (تأتي قبل الأسماء التي تبدأ بالحروف المتحركة)

الحروف الساكنة (consonant)

b - c - d - f - g - h - j - k - l - m - n - p - q - r - s - t - v - w - x
- y - z

الحروف المتحركة (vowels)

مثل حروف المد في اللغة العربية (a - e - i - o - u)






o - u : و

e - i : ي


a : أ

an ambulance سيارة الإسعاف

a truck الشاحنة

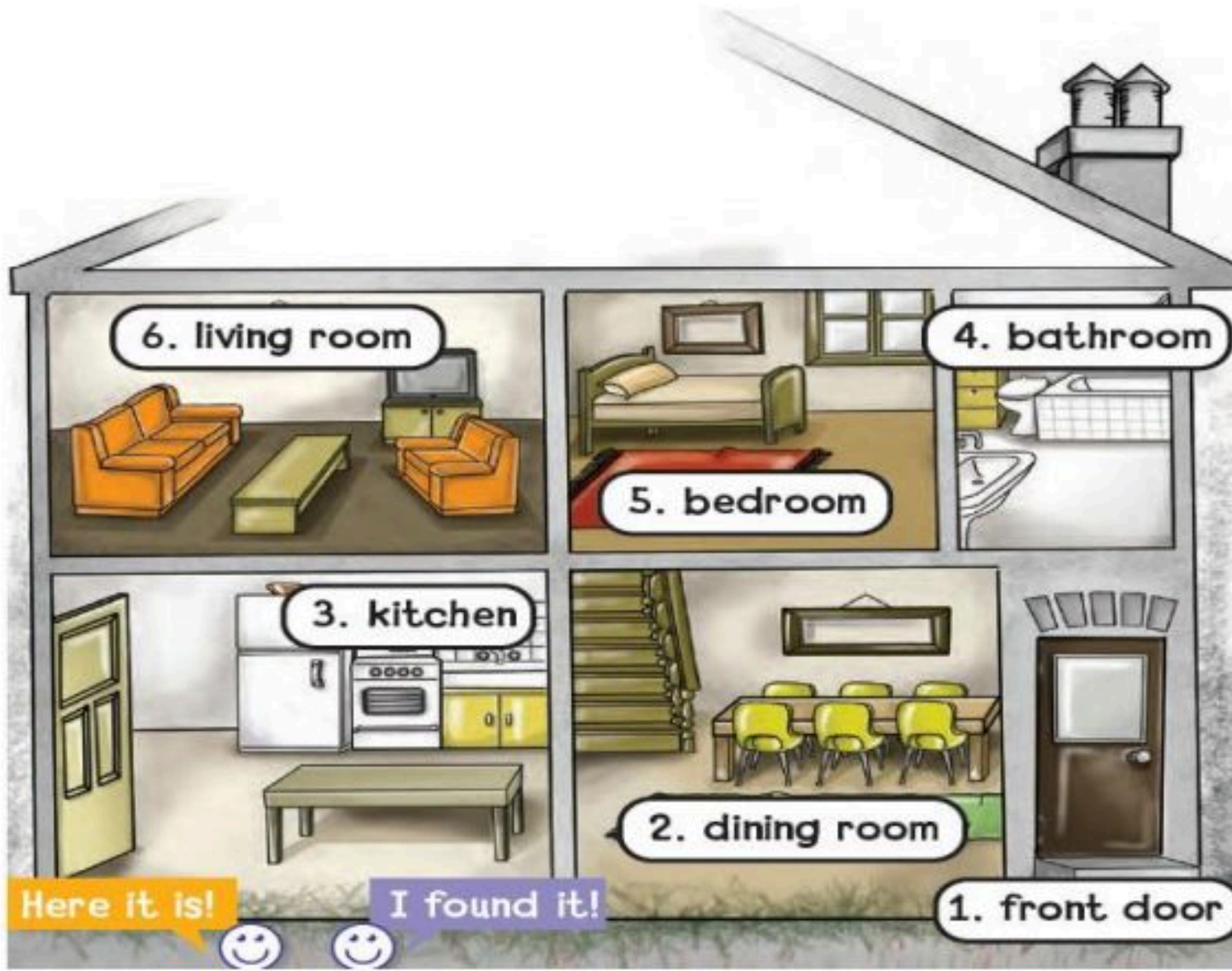
				
Truck	Bus	Train	Motorbike	Car

			
Bicycle	Taxi	Police car	Ambulance

			
Airport	Space station	Moon	Hospital

			
Taxi stand	Train station	Home	School

Unit 3 : My House



التعرف على الغرف وأسمائها بالمنزل

عند السؤال عن مكان شخص ما فإننا نستخدم أداة الاستفهام " **Where is** أين " ونجيب باستخدام الضمير " **He is** هو " أو " **She is** هي "

أين الولد ؟ **Where's the boy ?**

هو في غرفة النوم **He's in the bedroom**

أين الفتاة ؟ **Where's the girl ?**

هي في المطبخ **She's in the kitchen**

كما يوجد في اللغة العربية حروف الجر ، أيضا توجد في اللغة الإنجليزية وتسمى " **Prepositions** "

على **on** في **in** تحت **under** بجانب **next to** خلف **behind**


The **mouse** is **on** the **chair**.



The **mouse** is **next to** the **fridge**.



The **mouse** is **in** the **cupboard**.







The **mouse** is **behind** the **table**.



The **mouse** is **under** the **bed**.



			
Prize	Fries	Present	Frog

			
Cloud	Mouse	House	Mountain

التدرب على قراءة القصص وحل الأسئلة

Ben

Ben has two pets. He has 2 dogs. His dogs are Tim and Mutt. Tim is black and Mutt is brown. Ben takes them to the park. He runs and plays with them. They have fun.



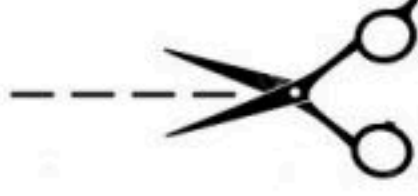



1. Who is the character in the story?

2. What kind of pets does Ben have?

3. What are the names of Ben's dog?

التدرب على تهجئة الكلمات

			
---	---	---	---

Unit 4 : My Things

Listen and repeat. **Numbers 1-30**

1 one	2 two	3 three	4 four	5 five
6 six	7 seven	8 eight	9 nine	10 ten
11 eleven	12 twelve	13 thirteen	14 fourteen	15 fifteen
16 sixteen	17 seventeen	18 eighteen	19 nineteen	20 twenty
21 twenty one	22 twenty two	23 twenty three	24 twenty four	25 twenty five
26 twenty six	27 twenty seven	28 twenty eight	29 twenty nine	30 thirty

عند السؤال عن عدد شيء محدد فإننا نقول
كم العدد؟ **How many?**

						
Pens	Pencils	Paper	Glue	Scissors	Erasers	Candy

			
Small	Smile	Snack	Snail

عند السؤال عن شيء مفرد فإننا نقول

إنها ساعة It's a watch

ما هذا ؟ What's this ?

وعند السؤال عن الجمع فإننا نقول

إنها ساعات They're watches

ما هذه ؟ What are these ?

				
Cell phone	Comic book	Wallet	Watch	MP3 player

					
Spider	Sweater	Spring	Sport	Swing	Swan

التدرب على قراءة النص بمفردي

A Funny Day

A fat cat sat on a mat.



A fat hen sat on a pen.



A fat fox sat in a box.




And a fat bug sat on a rug.



التدرب على عد الأرقام من ١ إلى ١٠٠



Unit 5 : My Day , Animals , Places



التدرب على التحدث عن يومك مع زميلك

عند السؤال عن معلومة محددة
فإننا نستخدم (هل Do)
وتكون الإجابة نعم أو لا

هل تشاهد التلفاز في المساء ؟

Do you watch TV in the evening ?

Yes , I do

No , I don't

عند السؤال عن الوقت فإننا نستخدم (ما الوقت What time)

ما الوقت الذي تستيقظ فيه صباحا ؟

What time do you get up ?

أنا أستيقظ في الساعة ٧ تماما

I get up at 7

وعند السؤال عن القدرة فإننا نستخدم (تستطيع)

هل تستطيع السباحة ؟ Can you swim ?

No , I can't

Yes , I can



معرفة الطقس وشهور وفصول السنة



Today the Weather is...



Months of the year



التعرف على المهن ووصف الأشخاص

He works at a hospital هو يعمل في المستشفى
 He wears a white thobe هو يرتدي ثوب أبيض
 She has a brown hair هي لديها شعر بني
 She has a black eyes هي لديها عيون سوداء

				
astronaut	architect	pilot	cook	doctor

				
teacher	farmer	firefighter	businessman	computer technician